


# ARCHILOGIC

50 CHALLENGES



A HOR  
L S

SIG  
MICHAEL AR I

5-99  
ANS YEARS  
AÑOS JAHRE



# SOLOGIC





I HAL

G A H

arten (mit steigendem Schwierig



I L S S I L S

G S A


S I L A L A

A A S S G S A G

A A



A R




A  
L

A


S

G



A

G



A

L

Die Lösungen findest du am Ende dieser Anleitung.

S

L